



# Acrylic Layers

## ... Spring 2022 WIP Progressions



# Acrylic Layers WIP Progressions

---



Seeing images of an acrylic layers piece in process as it progress from one layer to another and one decision to another is very informative!

As you review these progressions, be open to inspirations for:

- Where specific decisions yielded pleasing results (even if not what originally intended!!!)
- Where specific decisions did not yield intended results (in this case what is the lesson learned?)
- How did earlier layers serve you?
  - Inspiration for later layers (not necessarily still visible)
  - Sparkle and depth from layers below through colors, patterns, areas still visible...





# Acrylic Layers – Barbara's Dragon







# Acrylic Layers – Barbara's Koi








# Acrylic Layers – Barbara's Millennium Falcon







# Acrylic Layers – Janice's Multiple Sunflowers








# Acrylic Layers – Janice's Single Sunflower







# Acrylic Layers – Janice's Water Lilly







# Acrylic Layers – Ronda's Blue Acrylic Ink





# Acrylic Layers – Ronda's Musical Collage







# Acrylic Layers – Ronda's Blue Acrylic Ink







# Acrylic Layers – Ronda's Sunflower







# Acrylic Layers – Robyn's Nuthatch

